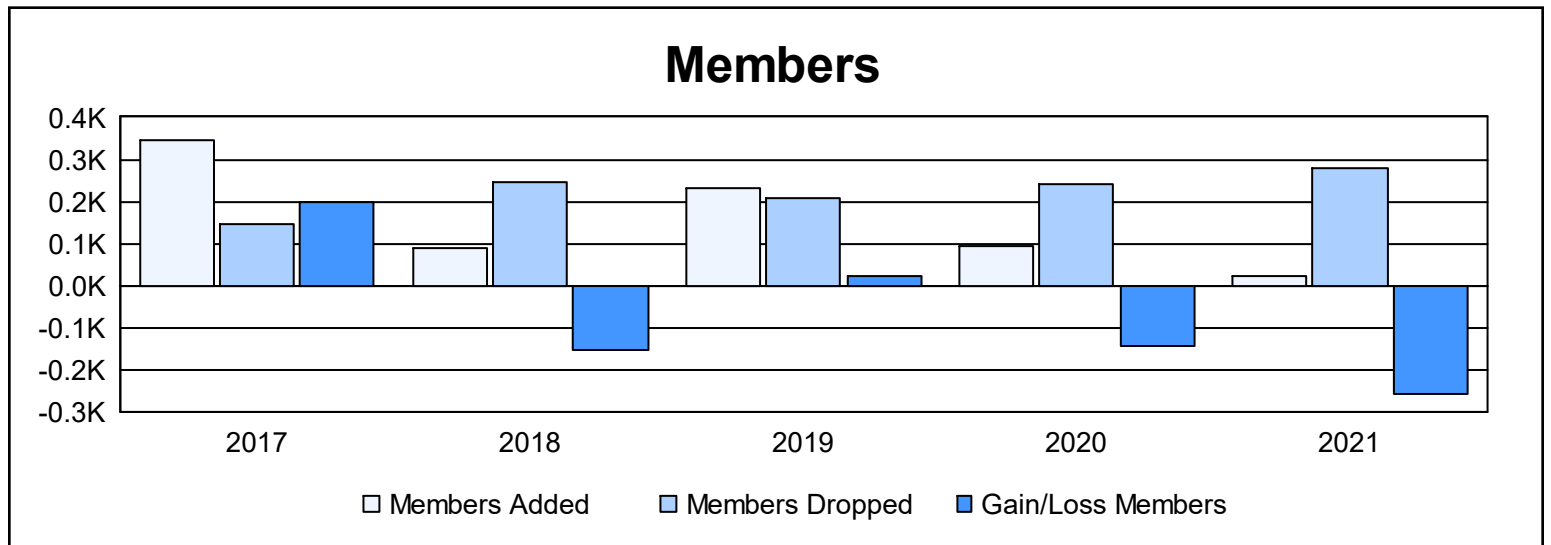
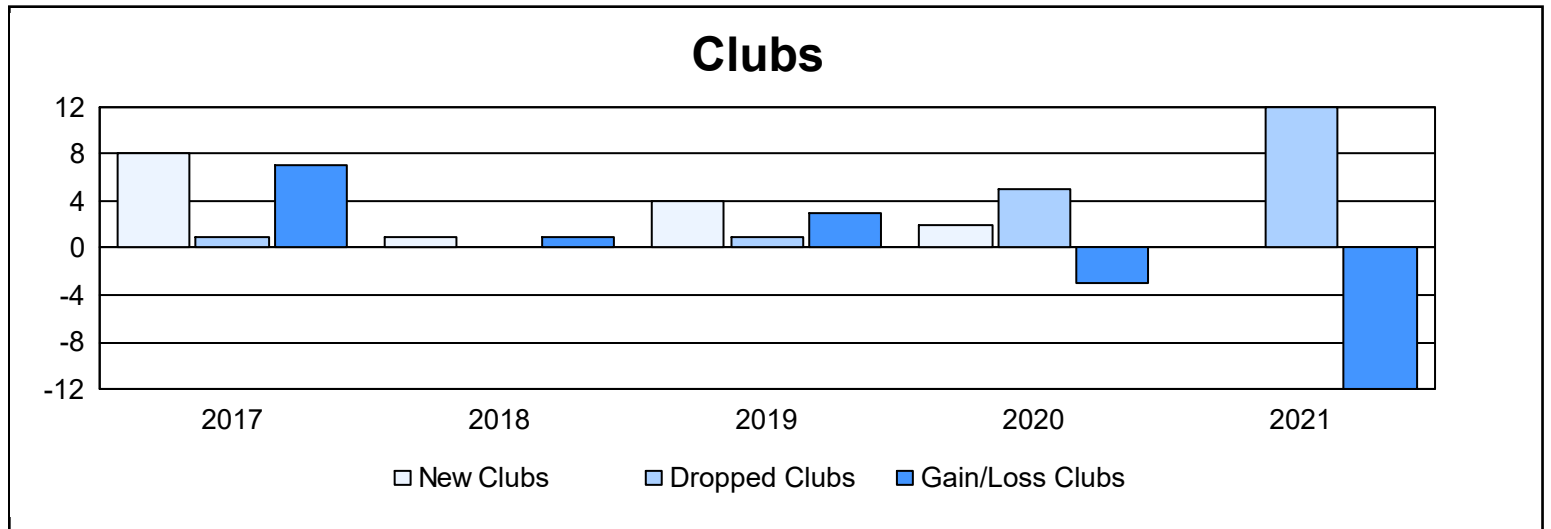
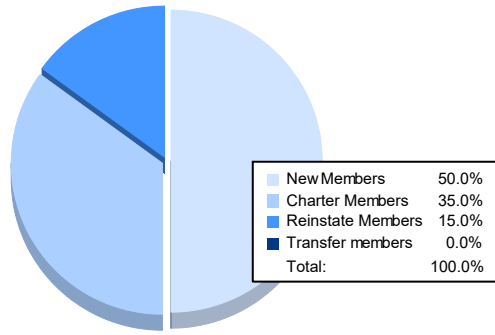


Year	New Clubs	Dropped Clubs	Gain/Loss Clubs	New Members	Charter Members	Reinstate Members	Transfer Members	Total Member Added	Total Members Dropped	Gain/Loss Members
2016-2017	8	1	7	161	174	9	1	345	145	200
2017-2018	1	0	1	56	21	10	2	89	244	-155
2018-2019	4	1	3	69	141	19	0	229	206	23
2019-2020	2	5	-3	43	44	1	7	95	241	-146
2020-2021	0	12	-12	10	7	3	0	20	277	-257
<b>Average</b>	<b>3</b>	<b>4</b>	<b>-1</b>	<b>68</b>	<b>77</b>	<b>8</b>	<b>2</b>	<b>156</b>	<b>223</b>	<b>-67</b>



### Membership Composition June 2021 Cumulative



### Gender Composition June 2021 Cumulative

